



The Bradas Tree Trimmers; Lou, Dave and Peter

The CallBoy

April 2022

Pat Young CallBoy Editor
10349 Glencoe Drive
Cupertino, California
95014

The CallBoy Newsletter

Official Publication of the Golden Gate Live Steamers, Inc.

Copyrighted 2022

Tilden Park 2491 Grizzly Peak Blvd, Orinda, California 94563	Pat Young, Editor phty95014@yahoo.com April 2022	A 501(c)(3) Non-Profit Museum www.ggls.org or www.goldengatels.org
--	--	--

Board Officers

President:	Jon Sargent	510-233-6481
Vice President:	Rich Croll	510-227-9174
Secretary:	Matt Petach	408-256-2883
Treasurer:	John Lisherness	510-647-8443
Safety:	Jerry Kimberlin	510-809-7326
Director at Large	Mark Johnson	510-889-9451

Ombudsperson

Lisa Kimberlin	510-214-2595
----------------	--------------

GGLS Trust Fund Members

John Lisherness
Jerry Kimberlin (elected March 2015)
Ken Blonski (elected December 2019)

GGLS Committee Chair People

Bits & Pieces:	Sheldon Yee
Boiler Testing:	Jerry Kimberlin
Building:	Rick Reaves
CallBoy Editor:	Pat Young
Engine:	Paul Hirsh
Grounds:	Andy Weber
High Track:	Sheldon Yee
Librarian:	Pat Young
Membership:	Sammy Tamez
Public Train:	Walt Oellerich
Refreshments:	Walt Oellerich, Sheldon Yee
Rolling Stock:	Rich Croll
Round House:	Michael Smith
Security:	Jon Sargent
Signals:	John Davis
Technical Talks:	Charlie Reiter
Track:	John Lytle
Web Site:	Pat Young

Club Correspondence

All correspondence to the Golden Gate Live Steamers should be sent to the secretary, Matt Petach at his following email: matt@petach.org

Membership

To qualify for membership, attend 2 monthly meetings. At the first meeting, please introduce yourself and obtain a membership application from Membership chairman or Secretary. At the second meeting, return your completed application, the yearly prorated club dues, together with the \$25 initiation fee and you are officially a member.

CallBoy

Articles, pictures, photographs, items for sale or any other information that would be of interest to the club should be sent to Pat Young, the CallBoy editor at phty95014@yahoo.com

Deadline for submittals to next month's issue is the 19th!

2022 Calendar of Club Sponsored Events

04/02 Train Class part 2; 10 am - 2 pm
04/03 Club reserved for David Hoffman
04/10 General Meeting/Board Meeting
04/16 BAEM meeting

05/01 Club reserved for TaShandra Bellamy
05/15 General Meeting/Board Meeting
05/21 BAEM meeting
05/21-05/22 GGLS Spring Meet/Open House

06/12 General Meeting/Board Meeting
06/18 BAEM meeting

07/10 General Meeting/Board Meeting
07/16 BAEM meeting

08/14 General Meeting/Board Meeting
08/20 BAEM meeting
08/27-08/28 PV&A, SVLS and GGLS Joint Meet

09/03 Club reserved for John Smith
09/11 General Meeting/Board Meeting
09/17-09/18 Fall Meet/Open House
09/17 BAEM meeting

10/09 General Meeting/Board Meeting
10/15 BAEM meeting

11/13 General Meeting/Board Meeting
11/19 BAEM meeting

12/10 Club reserved for BAEM potluck
12/11 General Meeting/Annual Meeting/Board Meeting

VIME 50th Anniversary

June 9-13, 2022

Dear Fellow Live Steamers and Model Engineering Enthusiasts,

This invitation is to formally invite you and your fellow club members to the Vancouver Island Model Engineers 50th Anniversary weekend celebration.

Our club has had a long history in Victoria, B.C., Canada, and have hit a milestone of 50 years in operation. We are planning a fun filled weekend at our club, located at Heritage Acres on:

7321 Lochside Dr, Saanichton, BC V8M 1W4

15.4 Km south of BC ferry terminal (17 min) or 18 Km north of Victoria (20 min)

See our website at www.VIME.ca

The event will be held Thursday, June 9th to Monday, June 13th, 2022

We have 3.5", 4.75", and 5" gauge on our raised track with several steaming bays. On the ground we have a 7.5" track with a drive through unloading bay and several steaming bays. We are also working on a loop of 5" gauge ground track which we hope to have operational for the 50th Anniversary weekend.

The Itinerary is set up as follows:
Thursday, June 9 Afternoon/Evening set on at our drive

through loading bay (VIME members will be available to assist you with unloading of your locomotive and rolling stock)

Thurs. Evening VIME Safety Briefing will be conducted and all Guests bringing a steam locomotive to operate at our event must present their Boiler Inspection Certificate to the VIME designated inspector prior to operation on our track.

Friday, June 10 "Private Members and Guests" only. Invited Guests and VIME members only running day.

Saturday, June 11 "Public Run Day" VIME members will be running train rides for the public between 10am-2:30pm. Guests are welcome to run their trains prior/during or after this time.

Sat. Evening A dinner and presentation will take place at the track for Members and Guests after the public have left the Heritage Acres grounds. Our presentation will include VIME's past, present and future achievements. More details to follow on the dinner.

Sunday, June 12 "Public Run Day" VIME members will be running train rides for the public between 10 am-2:30 pm. Guests are welcome to run their trains prior/during/after this time. Those Guests that wish to depart on Sunday, will be assisted to reload their equipment.

Monday, June 13 Morning/Afternoon set off from the loading bay (VIME members are available to assist you with loading of your locomotives and rolling stock) as requested.

Accommodation Camping will be available at Heritage Acres during this event however, there are no hookups, so please plan accordingly. There are also a few hotels within a short drive/bicycle ride from our club. Please keep in mind that Victoria is a popular tourist location, therefore we recommend booking your hotel early.

Static and Operational Displays For anyone who would like to bring a model engineering project or display, we look forward to hearing from you. Please let us know if you need a display table. This event will be held in accordance with all BC Health Protocols that are in affect at the time of this event.

If you would like to attend, please RSVP to VIME50th@gmail.com by April 1st. We look forward to hearing from you!

Guests and New Members



New member Amos Shi just turned in his membership application and mentioned that he would like to make a working crossing gate.



Dale & Gale Wingard introduced themselves and were welcomed by the membership. If you happen to see Amos, Dale or Gale, please feel free to say "Hi"!

Steaming Activities

Bruce Anderson borrowed the binder of old club photos to scan in; he'll make a video out of the photos to show during our Open House.

Minutes of the General Meeting

The meeting was called to order at 1002 hours Pacific time by President Jon Sargent.

Officer reports:

President, Vice President, Secretary, Safety, Director at Large: Nothing to report.

Treasurer: He gave an update on our financial situation. If you would like further information, please contact John Lisherness. Directly.

Ombudsperson: She wanted to remind everyone to pay your dues if you haven't done so yet.

Committee reports:

Security: Security reports that people have been forgetting to turn off the main electrical breaker when they're the last to leave; it's been left on twice recently.

Grounds: Big thanks to the Bradas boys and everyone else who came to help with the pruning work, and a big thank you to Bruce and Jo Ann for planning the work day!

The duff is building up in the drainage ditch behind the station; if we can get some volunteers to clean it out on a Thursday, that would be very helpful.

Jo Ann has planted daffodils, hyacinth & trillium flowers. Bruce has cleaned up junk around the coal tipple and one stump has been removed as it is a trip hazard.

High Track: Several sections are coming loose and need to be re-attached; Because of that, take it slow when riding on the High Track.

Locomotives: RG20 still needs some work to be finished on the replacement blower. Engine 4760 needs a replacement u-joint to be put in place.

Shop Foreman: Rich Croll is clearing out the shop and if you have tools you want to donate, ask Rich first; don't just bring random tools and leave them here. And if you use tools, don't forget to put them back where you got them when you are done.

Buildings, Roundhouse, Rolling Stock, Signals, Ground Track, Public Train, CallBoy, Builders Group, Membership: Nothing to report.

GGLS Web Site: The article "How An Injector Works" by Dick Bagley, Riverside Live Steamers 1976 has been uploaded to the GGLS web site in the Library page in the Technical articles section. Many readers found the article enjoyable & well worth reading.

GGLS Library: There are some boxes of magazines donated to the library that are free for the taking. Those magazines not taken will be recycled shortly.

Old Business:

No Old Business.

New Business:

No New Business.

Minutes of the Board Meeting

The meeting was called to order at 1056 hours Pacific time by President Jon Sargent. Board members present were Jon Sargent, Rich Croll, John Lisherness, Jerry Kimberlin, Mark Johnson, Matt Petach & Rick Reaves. Also present were Ombudsperson Lisa Kimberly.

Mark Johnson makes a motion to accept the Feb 13 2022 meeting minutes and Jerry Kimberlin seconds the motion. The motion passes.

Parking Lot Drain: Andy Weber would like to hire Dave Luther to bring his backhoe and help install perforated drain pipe to help drain the parking area. it will probably cost between \$1000 and \$1500 for the work, and we'll need some volunteers to man the wheelbarrows.

Station Signs: Bruce Anderson would like to place a collection of donated railroad signs up at the station. The Board approved his request.

Steam Tractor Storage: Chris Smith acquired a 1/3 scale case steam tractor and would like to store and operate it here on the grounds. The Board approve to re-purposing the old wood shed into a storage building for the tractor. In the meantime, it can be stored in the clubhouse as it has rubber tires and won't damage the floor.

Building Screens: Rich Lundberg warns that our current building screens are too large to keep burning embers out, and kicks off a project to cover building vent openings with 1/8" square hardware cloth. Also, members need to be reminded they cannot store oily rags or fuel in their roundhouse or other storage spaces.

Club Investment Policy: We discuss the investment policy statement. Jerry Kimberlin will look into low cost index funds from Vanguard as an option.

OLD BUSINESS

Wells Fargo Bank Account: Matt and John discuss the challenges with getting an additional bank account with Wells Fargo. Matt will check with other non-profits about which banks they bank through, to find out if there might be a better option for us.

NEW BUSINESS

Round House Occupants: Jon leads a discussion about checking up on roundhouse and other storage space holders that we haven't seen in a long time.

Google Street View: We decide against including the interior of the clubhouse in Google Street View at this time.

Tom Day's collection: Matt will follow up with Brian Day about Tom Day's collection of 7.5" equipment & track.

Jon adjourns the meeting at 1211 hours Pacific time.

Bits and Pieces

By Pat Young



Dudley Stone: I acquired that boiler and the engine from a "Live Steam estate sale" in San Francisco around 1983 without knowing what I was actually buying. I was attracted by all of the "brassiness" more than the collect-ability of it at the time.

At one of the Meets I asked the late Chris Lego to mount it, put it all together and make it into a "steam plant" display for indoor use & demonstrations. And I am happy to say that I was completely pleased with the nice result. Chris fabricated the wooden case with storage drawers, did all of the plumbing including the water tank with a built in hand pump and replaced the original spirits type burner with a bottle gas burner system built into the bottom of the case. It was just serendipity that I asked Chris and he ended up setting this whole rig up very much like he would have done for one of the boat models he was known to be involved with at the time.

At a recent meeting, it was suggested this is a "drop tubes" copper boiler of the type manufactured by Bassett-Lowke for its other small products and possibly manufactured prior to 1900. I have found that company in Wikipedia but haven't found any examples of this particular boiler with the wooden cladding and all the brassiness of the case. However, it has a "drop tubes" copper boiler, looks very much a Bassett-Lowke and it's full of asbestos.

The brass engine is obviously a "scratch" built item and hex brass stock has been machined for the cylinder. It came with the condensation/steam-oil recovery tank as shown but I don't know the identity of the design. Any information about where the project/plans were from would be appreciated.




Rich Croll: Last month Rich showed the metal components of his shay's reversing lever. This time, he brought the reversing lever assembled and nicely spray painted with Rust-oleum Painter's Touch 2x Ultracover canyon black satin. It looks pretty good and works smoothly.




Andy Weber: Andy wanted to quiz the members by bring this metal coiled item to see if anyone could figure out what it is made of and where it came from.

Answer: The mystery coil is a Titanium heat exchanger for a swimming pool heating system fed by a boiler & salt water circulation from the pool. It show no corrosion or pitting after 20 years of service.

There were many wrong guesses but someone guessed what it was made from and got a free beverage as a prize.



Paul Denham: Paul is the president of the Bay Area Engine Modelers and brought over one of his internal combustion engines. It is called the Silver Angel built from a design from Bob Shore and was kind enough to get it running for us.



Charlie Reiter: Charlie showed more progress on the McLaughlin tractor model that he has been working on in the past few months. He showed the gear train that is used to transmit power from the engine to the wheels.

Pat Young: Last time he made a quick conductor badge for Sammy and although it turned out fairly well, he thought that he could do better.

He warmed up the printer and generated the following conductor badges :

- Embossed badge.
- Partially debossed badge.
- Fully debossed badge.
- Embossed badge with exposed infill.
- Conductor printed on top of the GGLS logo.
- Conductor badge with hidden strap clip.

But what Sammy really wanted was the word "Conductor" for the hat band of his engineer's cap.

The first one he made was done in the traditional way name facing up with temporary supports holding it up as it printed. It took 1 hour 40 minutes to print and wasn't really as good or crisp as the other printed badges.



But he found out that the 3D printer filament that he was using softens at a relative low temperature. So he printed up the simple word "CONDUCTOR" put it in some boiling water. It became pretty pliant in a few seconds at which point he pressed & held it against an old pot.

He gave the curved badge to Sammy and hoped that he had a hat size of 2 quarts!

Invite to My Collectable Toy Warehouse



Hi,

My name is Fred Zillmer and I am a GGLS member. I am an avid toy collector & dealer and have an antique toy warehouse that I would like to invite people, especially GGLS, to come & visit.

It's 4000 square feet of chock filled from floor-to-ceiling with collector toys, tin toys, wood toys, and many others.

I have circus toys, military toys, boat toys, erector sets, trains of all types including a toy train layout on the second floor that is 20 feet by 20 feet. And MUCH, MUCH more!

I have three engines that I think is time to part sitting at my warehouse but am not sure of the price yet (I am thinking about at least \$8,000 or best offer but we can talk more about it in person).



One is a 1922 GE electric, which I think was part of a Los Angeles live steamers project of 25 engines, that I put together & painted it (it needs two RV batteries).



Another is an Interurban car that was also a club project of 15 engines by John Grant of the West Valley Live Steamers which came from Model Railroader magazine plans. We met once a week in his shop for two years where I put it together & painted it. It too needs two RV batteries).



One is a 2-8-0 saddle back steam engine with an unusual valve gear from Dick Thomas.



My warehouse is located at 3515 The Alameda, Santa Clara, West of Harrison Street.

I have a huge garage sale going on every Saturday, 10 am to 4 pm and hope to see some of you.


Fred Zillmer
(408) 930-8070

For Sale

New & Unused British Prototype 7.5" Gauge Live
Steam Locomotive, Tender & Riding Cars
March 22, 2022



Item 1: 1.5" scale 0-4-2T locomotive, coal or wood fired, commercially built copper boiler with 200 psi hydro test certificate. Locomotive is light weight and can be moved around by two people, probably.



Item 2: 1.5" scale 6-wheel tender riding car.



Item 3: 1.5" 4-wheel coal lorry riding car modeled after historic prototype in the Nation Museum in York, Great Britain.

Item 4: Storage & transport dolly for locomotive & tender.

Item 5: 25 construction drawings for the locomotive.

Item 6: 3 sections of transport track.

This package can be viewed at Walnut Creek, California for those interested.

Asking Price: \$7,500 or Best Offer for the entire package; no individual sales.

If something different appeals to you or you have questions, please feel free to contact me:

Jack Munro
Walnut Creek, California
(925) 946-9286